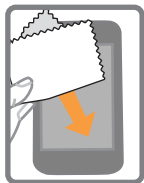
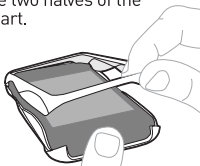


CLEAN your touchscreen with the cleaning cloth before assembling case.



TO REMOVE

- 1 Over a flat surface like a tabletop, gently pull the two halves of the Wave case apart.



- 2 Remove the Wave case's back.

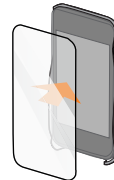


TO USE

- 1 Lay bottom of Wave case on flat surface, slide into bottom of case.



- 2 Position polycarbonate screen protector over clean, dirt/dust free display.



- 3 Slide on upper half of Wave case, making sure the polycarbonate screen protector aligns with the grooves in the Wave case.



- 4 Attach top of Wave case so that:
A. bottom curves stay outside
B. top right curve tucks inside

